

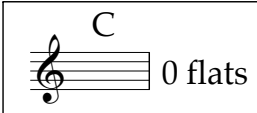
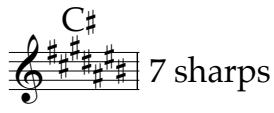
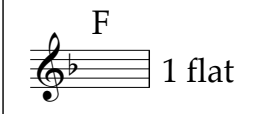
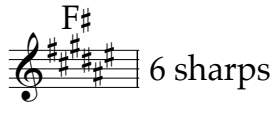
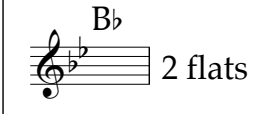

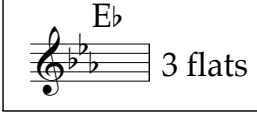
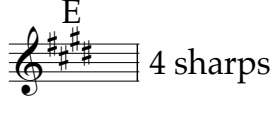

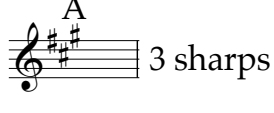



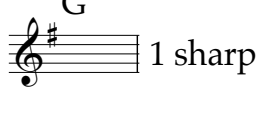

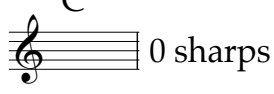
## LEARNING MAJOR KEY SIGNATURES

Flats / sharps on  
the staff

The order of flats on the staff is B-E-A-D-G-C-F, or **BEAD-Greatest Common Factor**. The order of sharps on the staff is F-C-G-D-A-E-B, or **Fat Cats Go Down Alleys Eating Birds**.

Pairs add to  
seven (shortcut)

For each letter name, there is a flat key and a sharp key. Only one will have an accidental in the key name (except C flat/C/C sharp). The **total number of accidentals** for the two keys always **adds up to seven**. For instance, G flat major has 6 flats, and G major has 1 sharp. See **2.5 Key Signatures Self-Study Tips** for more tips.

	FLAT KEYS		SHARP KEYS	
<b>C/C#</b>		+		=7
<b>F/F#</b>		+		=7
<b>Bb/B</b>		+		=7
<b>Eb/E</b>		+		=7
<b>Ab/A</b>		+		=7
<b>Db/D</b>		+		=7
<b>Gb/G</b>		+		=7
<b>Cb/C</b>		+		=7